
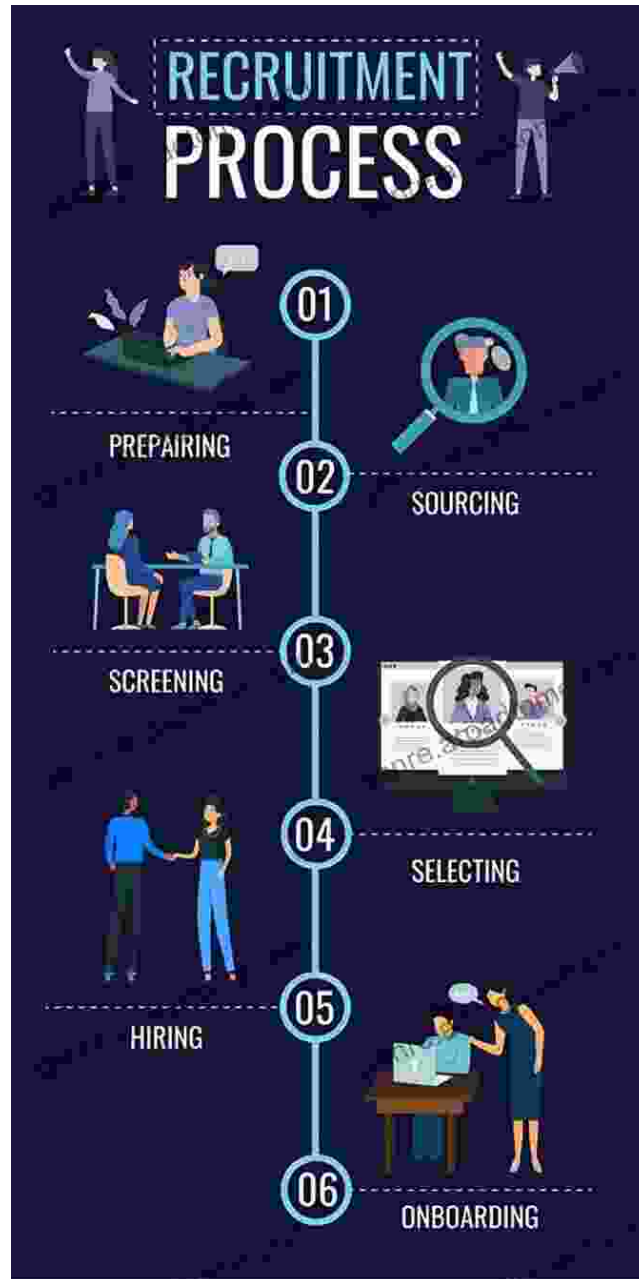


# **The Ultimate Step-by-Step Guide to Acing Your First Interview**

Stepping into the job market for the first time can be a daunting experience, especially when it comes to interviews. With nerves running high and the pressure to perform at your best, it's easy to feel overwhelmed. But fear not! With the right preparation and strategy, you can conquer your first interview and showcase your skills with confidence. Here's a comprehensive step-by-step guide to help you ace your first interview:



## How to Produce an Interview for Screen: A step-by-step guide to produce your first interview by Kym Hunt

★★★★☆ 4.7 out of 5

Language : English  
 File size : 899 KB  
 Text-to-Speech : Enabled  
 Enhanced typesetting : Enabled  
 Word Wise : Enabled  
 Print length : 33 pages

Lending : Enabled  
Screen Reader : Supported



## Step 1: Research and Preparation

Thorough research is the cornerstone of a successful interview. Start by delving into the following:

\* **Company:** Visit the company's website, LinkedIn page, and Glassdoor reviews to gather insights into their culture, values, and industry standing. \* **Job description:** Scrutinize the job description to understand the specific skills, responsibilities, and qualifications required for the role. \* **Industry:** Research the industry in which the company operates to gain knowledge about its trends, challenges, and key players.

Once you have a solid understanding of the company and industry, prepare answers to common interview questions. Practice your responses out loud or with a friend or family member to build confidence and fluency.

## Step 2: Craft a Killer Resume and Cover Letter

Your resume and cover letter are your first impression on the hiring team. Ensure they are polished and professional by:

\* **Highlighting relevant skills:** Showcase your skills and experience that align with the job requirements. \* **Quantifying your accomplishments:** Use numbers and specific examples to demonstrate the impact of your work. \* **Proofreading meticulously:** Check for any errors in grammar, spelling, or formatting. Small mistakes can make a negative impression.

### **Step 3: Master the Art of Interview Etiquette**

First impressions matter in interviews. Dress professionally, arrive on time, and maintain positive body language. Here are some key etiquette tips:

\* **Professional appearance:** Dress in attire appropriate for the industry and company culture. \* **Punctuality:** Punctuality shows respect for the interviewer's time. Aim to arrive 10-15 minutes early. \* **Firm handshake:** A firm handshake conveys confidence and professionalism. \* **Active listening:** Pay attention to the interviewer's questions and respond thoughtfully.

### **Step 4: Ace the Interview**


During the interview, focus on showcasing your skills, enthusiasm, and fit for the role. Here are some effective strategies:

\* **Tell compelling stories:** Use specific examples to illustrate your skills and accomplishments. \* **Demonstrate your passion:** Express your genuine interest in the company and the role. \* **Ask thoughtful questions:** Asking insightful questions shows your engagement and curiosity. \* **Highlight your unique value:** Emphasize how your specific skills and experiences can benefit the company. \* **Practice the STAR method:** Answer questions using the STAR (Situation, Task, Action, Result) method to provide clear and structured responses.

### **Step 5: Follow Up**

After the interview, send a brief thank-you note to the interviewer. Express your appreciation for their time and reiterate your interest in the role. You can also use this opportunity to clarify any points or provide additional information that may have come up during the interview.


Preparing for and acing your first interview is a multifaceted journey that requires thorough preparation, thoughtful execution, and a positive mindset. By following these step-by-step guidelines, you can build confidence, showcase your skills, and leave a lasting impression on the hiring team. Remember, the key to success lies in meticulous planning, authenticity, and a genuine desire to make a mark in your chosen field.



## How to Produce an Interview for Screen: A step-by-step guide to produce your first interview by Kym Hunt

★★★★☆ 4.7 out of 5

- Language : English
- File size : 899 KB
- Text-to-Speech : Enabled
- Enhanced typesetting : Enabled
- Word Wise : Enabled
- Print length : 33 pages
- Lending : Enabled
- Screen Reader : Supported



## QuickBooks 2024 In Depth: Your Essential Guide to Accounting Mastery

About the Book Are you ready to elevate your accounting skills and unlock the full potential of QuickBooks 2024? Look no further than "QuickBooks 2024 In Depth," the...



## Unlocking the Mysteries of Primitive Economies: A Journey into 'Economics in Primitive Communities'

Prepare to embark on an extraordinary intellectual adventure as we delve into the captivating realm of primitive economics with 'Economics in Primitive...